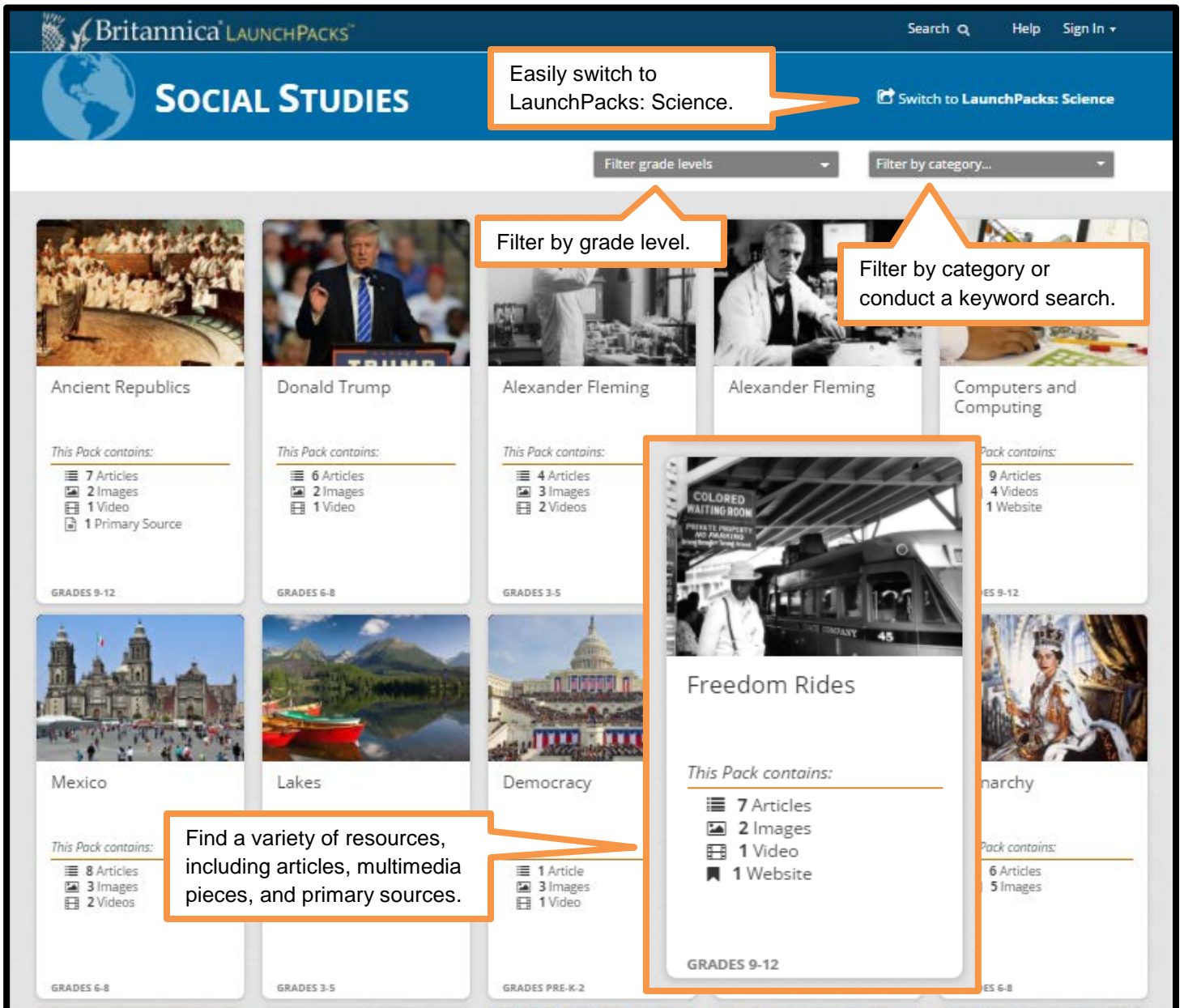


Welcome to Britannica LaunchPacks: Social Studies

packs.eb.com

Save planning time and make instruction more productive with these ready-to-use content sets that are curated and compiled to match your PreK-12 curriculum. One convenient interface streamlines searching among 1,700+ current, trustworthy, and relevant LaunchPacks. Each Britannica LaunchPack is dedicated to a specific topic and features a variety of content types, ideal for lessons, classroom activities, projects, and assignments.



The screenshot shows the Britannica LaunchPacks: Social Studies website interface. At the top, there is a search bar, a "Help" link, and a "Sign In" dropdown. The main header is blue with the "SOCIAL STUDIES" title and a globe icon. Below the header, there are two filter dropdowns: "Filter grade levels" and "Filter by category...". A "Switch to LaunchPacks: Science" button is also visible. The main content area displays a grid of LaunchPacks, each with a title, a list of resources (articles, images, videos, primary sources), and a grade level. Callouts highlight the following features:

- Easily switch to LaunchPacks: Science.** (Callout pointing to the "Switch to LaunchPacks: Science" button)
- Filter by grade level.** (Callout pointing to the "Filter grade levels" dropdown)
- Filter by category or conduct a keyword search.** (Callout pointing to the "Filter by category..." dropdown and the search bar)
- Find a variety of resources, including articles, multimedia pieces, and primary sources.** (Callout pointing to the resource list for the "Freedom Rides" LaunchPack)

The "Freedom Rides" LaunchPack is highlighted with a larger orange border and contains the following resources:

- 7 Articles
- 2 Images
- 1 Video
- 1 Website

The grade level for this LaunchPack is GRADES 9-12.

Inside LaunchPacks

The screenshot shows the Britannica LAUNCHPACKS interface for "The American Revolution". The top navigation bar includes "Search", "Help", and "Sign In". The main header features the title "The American Revolution" and "GRADES 3-5 | See this Pack for GRADES 6-8 or GRADES 9-12". A callout bubble points to the grade level text, stating: "Change the grade level materials within each LaunchPack." Below the header, there are filters for "Filter by: All", "Favorite", "Customize", and "Share". The main content area displays various resources: an article titled "American Revolution" with a reading level indicator (1, 2, 3) and a callout "Adjust the reading level of any article."; an image titled "Pitcher, Molly" with a callout "Share LaunchPacks by sharing links or by email."; a primary source document titled "Document: Treaty of Paris - Proclamation of Congress January 14, 1784"; a video titled "Revere, Paul"; and an article titled "George Washington" with a reading level indicator. A modal window is open in the center, titled "Copy the link to this LaunchPack", showing a URL "http://eb.com/83293" and a "Copy Link" button. Below the modal, there are fields for "To" (E-mail), "From" (Name, E-mail), and "Send" buttons.

Customize LaunchPacks

Britannica LAUNCHPACKS™ Search | My LaunchPacks Help | Jennifer Keating

The American Revolution

GRADES 3-5 | See this Pack for GRADES 6-8 or GRADES 9-12

Filter by: All Favorite Schedule Customize Share

Users can customize each LaunchPack. (Users must be logged into their personal LaunchPack account to customize LaunchPacks.)

Click on the star in the header to "favorite" a LaunchPack to return to later.

Britannica LAUNCHPACKS™ Search | My LaunchPacks Help | Jennifer Keating

The American Revolution

GRADES 3-5

Customize Pack Contents

Discard Changes Save Changes

Jennifer Keating's Note: Remove Note

Remove any resources that you don't need.

Add Custom Content: Upload a Document Add an External Link

Save or Discard changes you make to your LaunchPack.

Customize your LaunchPack by uploading your own documents or

Add notes for each component of your LaunchPack.

ARTICLE: American Revolution. The American Revolution was the war in which Great Britain's 13 American colonies won their independence. The colonies became a new country, the United States. The revolution...

Britannica Note: The Treaty of Paris ended the American Revolution.

IMAGE: Pitcher, Molly. A drawing shows the heroine Molly Pitcher. She is said to have helped the colonial troops during the American Revolution. According to one story, in the Battle of Monmouth she stepped in after...

Annotate LaunchPacks

Users can annotate Britannica articles for questions, vocabulary, evidence / argument building, and a variety of other purposes. Simply highlight the text you want to annotate, and select the annotation style from the drop down menu on the right. Users can also add in comments, delete annotations, and download the annotated article. Check out the image below for more details!

← Back to The American Revolution Pack

READ ANNOTATE (4)

Annotation Tools All Categories (4)

Click here to download the annotated article to your device

American Revolution

4 annotations

Alternate titles: American Revolutionary War, United States War of Independence, War of Independence, Revolutionary War

Introduction

American Revolution, also called United States War of Independence or American Revolutionary War, (1775–83), **insurrection** by which 13 of Great Britain's North American colonies won political independence and went on to form the United States of America. **The war followed more than a decade of growing estrangement between the British crown and a large and influential segment of its North American colonies that was caused by British attempts to assert greater control over colonial affairs after having long adhered to a policy of salutary neglect. Until early in 1778 the conflict was a civil war within the British Empire, but afterward it became an international war as France (in 1778), Spain (in 1779), and the Netherlands (in 1780) joined the colonies against Britain. From the**

What does "insurrection" mean?
● Vocabulary

How long did the American Revolution last?
● Question

The colonies did not fight alone. Who helped them?
● Evidence

Each annotation is color coded, making it easy to quickly find what you

← Back to The American Revolution Pack

READ ANNOTATE (5)

American Revolution

5 annotations

Alternate titles: American Revolutionary War, United States War of Independence, War of Independence, Revolutionary War

Introduction

American Revolution, also called United States War of Independence or American Revolutionary War, (1775–83), **insurrection** by which 13 of Great Britain's North American colonies won political independence and went on to form the United States of America.

To color code your annotation, simply highlight the text you want, click on the pencil icon, select the annotation type from the drop down menu, and enter in any notes you may have.

What does "insurrection" mean?
● Vocabulary

How long did the American Revolution last?
● Question

The colonies did not fight alone. Who helped them?
● Evidence

Find the color coded annotations on the right side of the screen.

Schedule LaunchPacks

Britannica LAUNCHPACKS™ Search | My LaunchPacks Help | Jennifer Keating

The American Revolution

GRADES 3-5 | See this Pack for GRADES 6-8 or GRADES 9-12

Schedule Customize Share

Document: Treaty of Paris -

This screenshot shows the main interface for a LaunchPack titled "The American Revolution" for grades 3-5. It includes navigation options like "Schedule", "Customize", and "Share".

Users can schedule their LaunchPacks! Start by clicking on the "Schedule" icon in each LaunchPack to start.

Schedule

ADD TO SCHEDULE (DRAG & DROP)

The American Revolution GRADES 3-5

EDIT SCHEDULE

View your full schedule to make changes.

Today June 2017

Sun	Mon	Tue	Wed	Thu	Fri	Sat
28	29	30	31	1	2	3
		6	7			

Want to remind yourself to use a specific LaunchPack topic at a later date? Simply drag and drop the LaunchPack onto the date that you want, and later you'll be reminded about the LaunchPack and given an easy link to the LaunchPack.

This Pack was added to June 1, 2017.

We'll send you a reminder, but you can visit your Schedule to make changes or to see what's coming up.

Continue browsing

This screenshot shows the "Schedule" modal window. It features a calendar for June 2017 where the LaunchPack "The American Revolution" has been scheduled for June 1st. A confirmation message states "This Pack was added to June 1, 2017." and offers a "Continue browsing" button.

Britannica LAUNCHPACKS™ Search | My LaunchPacks Help | Jennifer Keating

The American Revolution

GRADES 3-5 | Custom Pack created by Jennifer Keating

Filter by: All

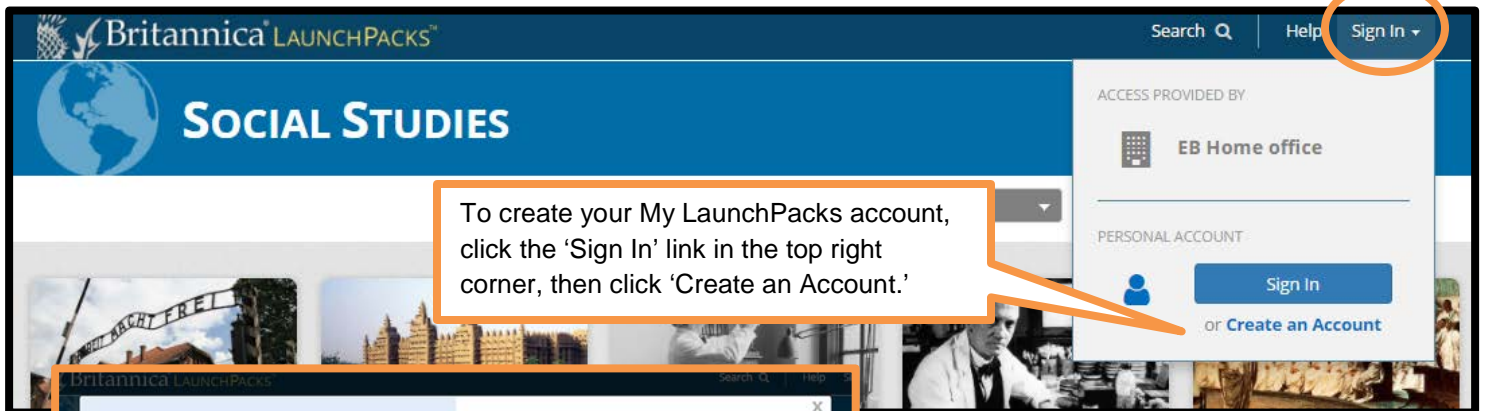
NOTIFICATIONS

- May 11 - Scheduled: Paul Revere
- April 18 - Scheduled: Paul Revere's Ride - Fact or Fiction?
- April 17 - Scheduled: Paul Revere's Ride - Fact or Fiction?

Recent Notifications Schedule

This screenshot shows the main interface with a notifications panel open on the right. The panel lists scheduled reminders for "Paul Revere" and "Paul Revere's Ride - Fact or Fiction?" with dates from April 17 to May 11. There are buttons for "Recent Notifications" and "Schedule".

Create My LaunchPacks



To create your My LaunchPacks account, click the 'Sign In' link in the top right corner, then click 'Create an Account.'

ACCESS PROVIDED BY

EB Home office

PERSONAL ACCOUNT

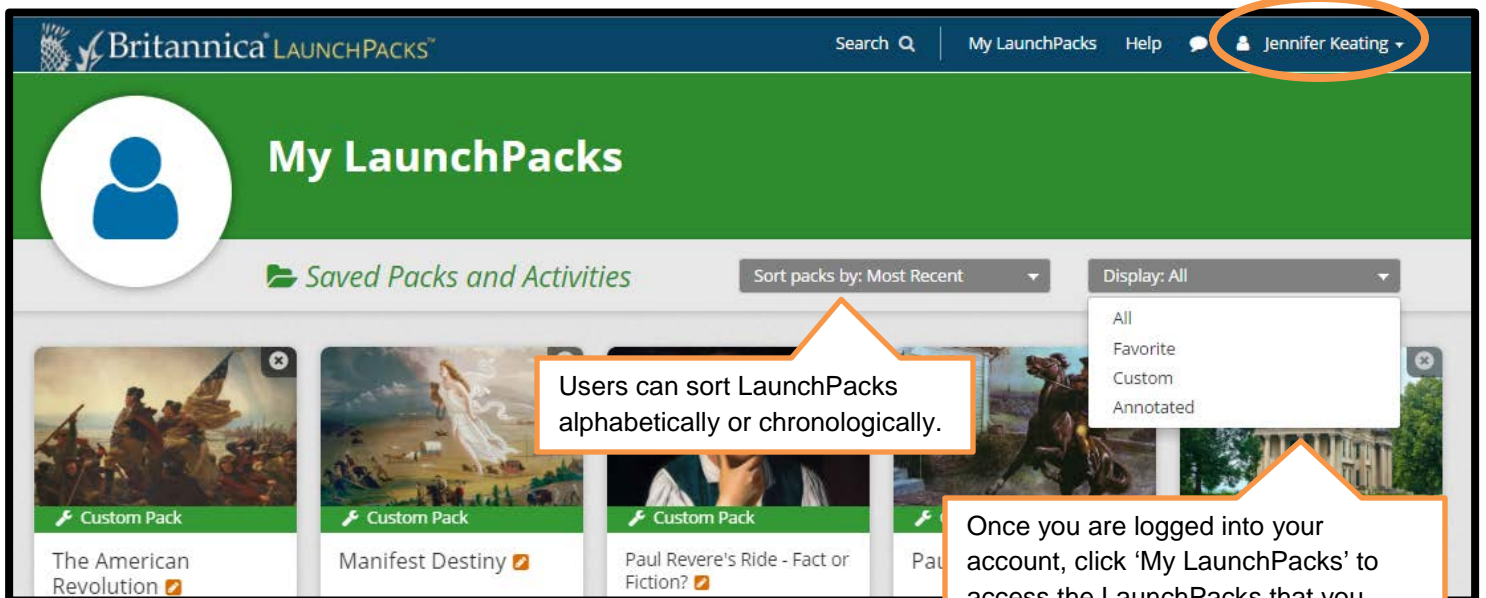


Sign In

or [Create an Account](#)

The screenshot shows the 'Create a personal account' form. It includes fields for First Name, Last Name, Username, Password, and E-mail (optional for students). There are radio buttons for 'I am a(n):' with options for Student and Educator. A 'Create Account' button is at the bottom. To the right, there is a section titled 'Benefits of a personal account:' with three items: 'Save your work', 'Sign in from anywhere', and 'It's totally free'. A 'Create Account' button is also visible at the bottom of the form.

Fill out the form with the requested information. Select Student or Teacher at the bottom, and then click on Create Account. Now you are ready to collect and customize any of the LaunchPacks!



Users can sort LaunchPacks alphabetically or chronologically.

Once you are logged into your account, click 'My LaunchPacks' to access the LaunchPacks that you have customized or saved.