



[packs.eb.com](http://packs.eb.com)

Save planning time and make students' research more productive with these ready-to-use content sets that are curated and compiled to match your PreK-12 curriculum. One convenient interface streamlines searching among 1,200+ current, trustworthy, and relevant Resource Packs. Each Britannica Resource Pack is dedicated to a specific topic and features a variety of content types, ideal for lessons, classroom activities, projects, and assignments.

**START SMART WITH RESOURCE PACKS!**  
Jump-start learning in Social Studies with expertly compiled articles, images, videos, and primary sources centered around pivotal events, movements, people, and concepts. Select a grade range below to get started.

Resource packs for Social Studies

Filter by grade range: **All** Pre-K-2 3-5 6-8 9-12 **Filter by category...** American Revolution

**Filter by grade level.**

**Filter by category.**

**Conduct a keyword search.**

**Find the intended grade level and subject area.**

**Find a variety of resources, including articles, multimedia pieces, and primary sources.**

The American Revolution

This pack contains:

- 4 Articles
- 4 Images
- 1 Video
- 1 Primary Source

SOCIAL STUDIES GRADES 6-8

The American Revolution

This pack contains:

- 3 Articles
- 2 Images
- 2 Videos
- 1 Primary Source

SOCIAL STUDIES GRADES 6-8

The American Revolution: The Battles of Saratoga

This pack contains:

- 5 Articles
- 4 Images

The American Revolution: The Battle of Bunker Hill

This pack contains:

- 4 Articles
- 3 Images
- 1 Primary Source

SOCIAL STUDIES GRADES 6-8

The American Revolution: The Battles of Lexington and Concord

This pack contains:

- 4 Articles
- 4 Images
- 1 Primary Source

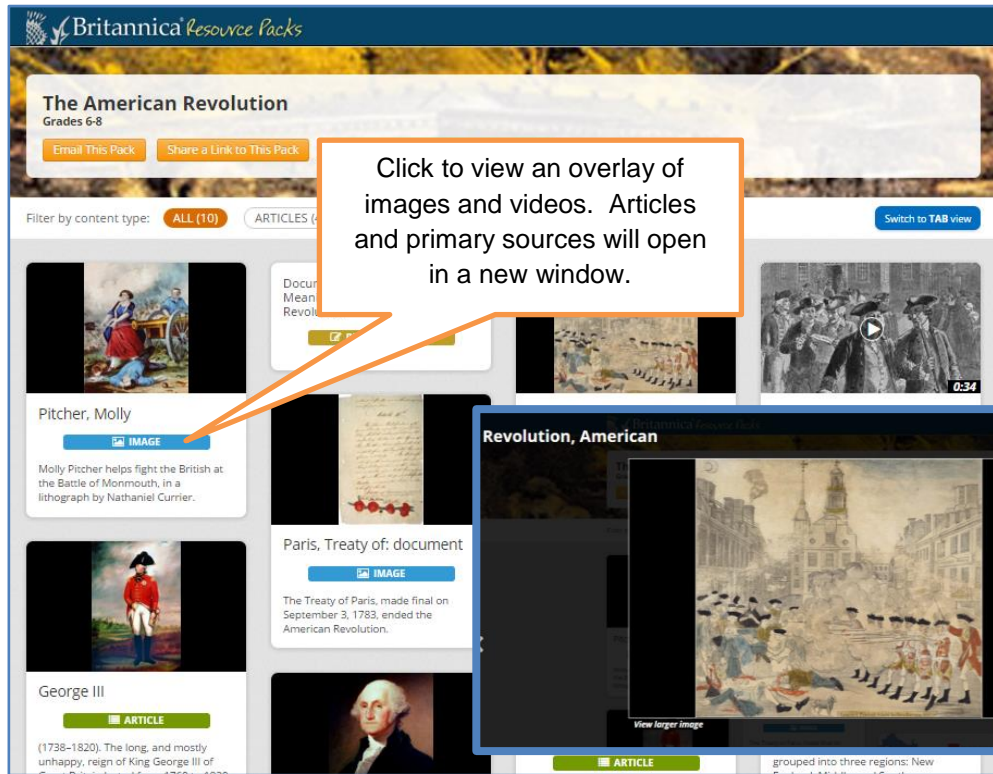
SOCIAL STUDIES GRADES 6-8

The American Revolution

This pack contains:

- 4 Articles
- 4 Images
- 1 Video
- 1 Primary Source

SOCIAL STUDIES GRADES 6-8



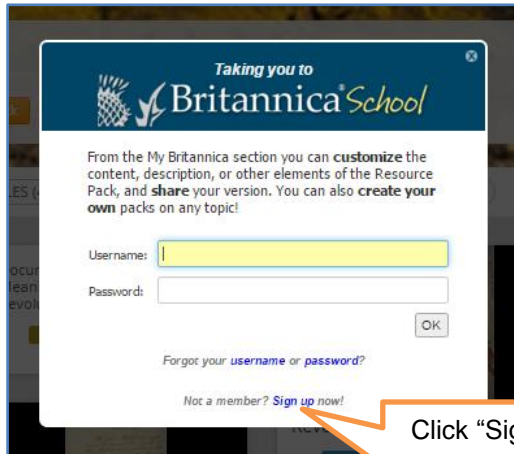
## Share and Customize Resource Packs



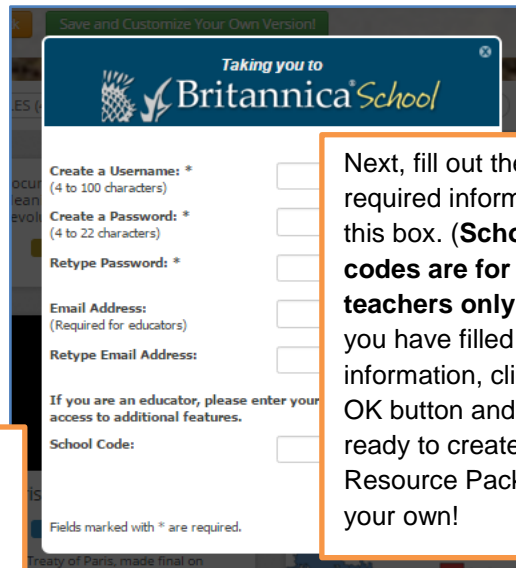
Share your Resource Packs in two ways: Click **“Email This Pack”** or, if you prefer to share with a large group of people, such as a classroom or a group of students, click on **“Share a Link to This Pack”** and share the unique and static URL provided.

To add content and notes, simply click on the button that reads **“Save and Customize Your Own Version!”** and log into your existing My Britannica account or create a new account. You can also create your own Resource Packs for any topic with your My Britannica account!

# My Britannica – Account Set Up

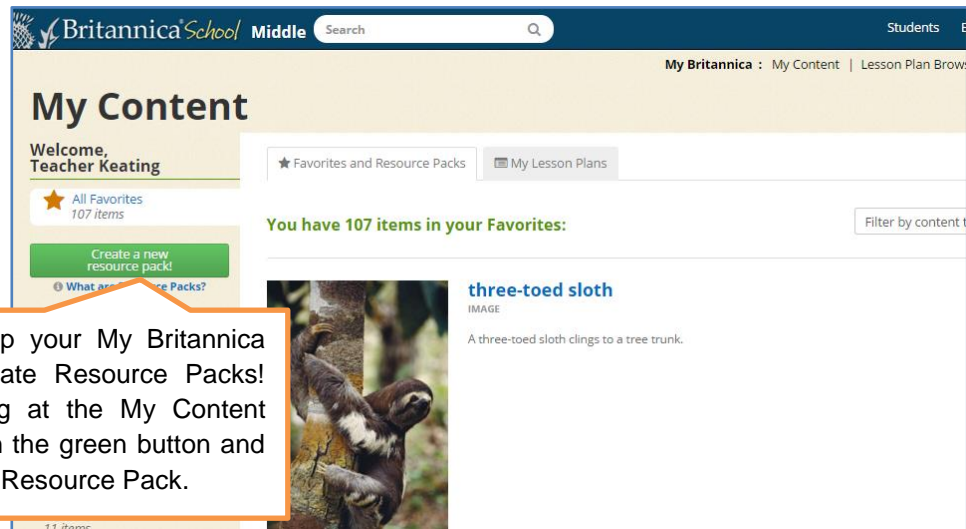


Click "Sign Up" to create a My Britannica account.

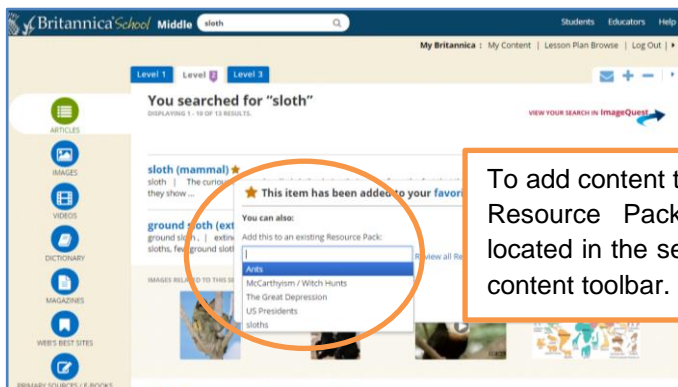


Next, fill out the required information in this box. (**School codes are for teachers only.**) Once you have filled in the information, click on the OK button and you are ready to create some Resource Packs of your own!

# My Britannica – Resource Packs



Once you have set up your My Britannica account, you can create Resource Packs! When you are looking at the My Content section, simply click on the green button and enter the name of your Resource Pack.



To add content to your new or existing Resource Pack, click on the star located in the search results or on the content toolbar.

